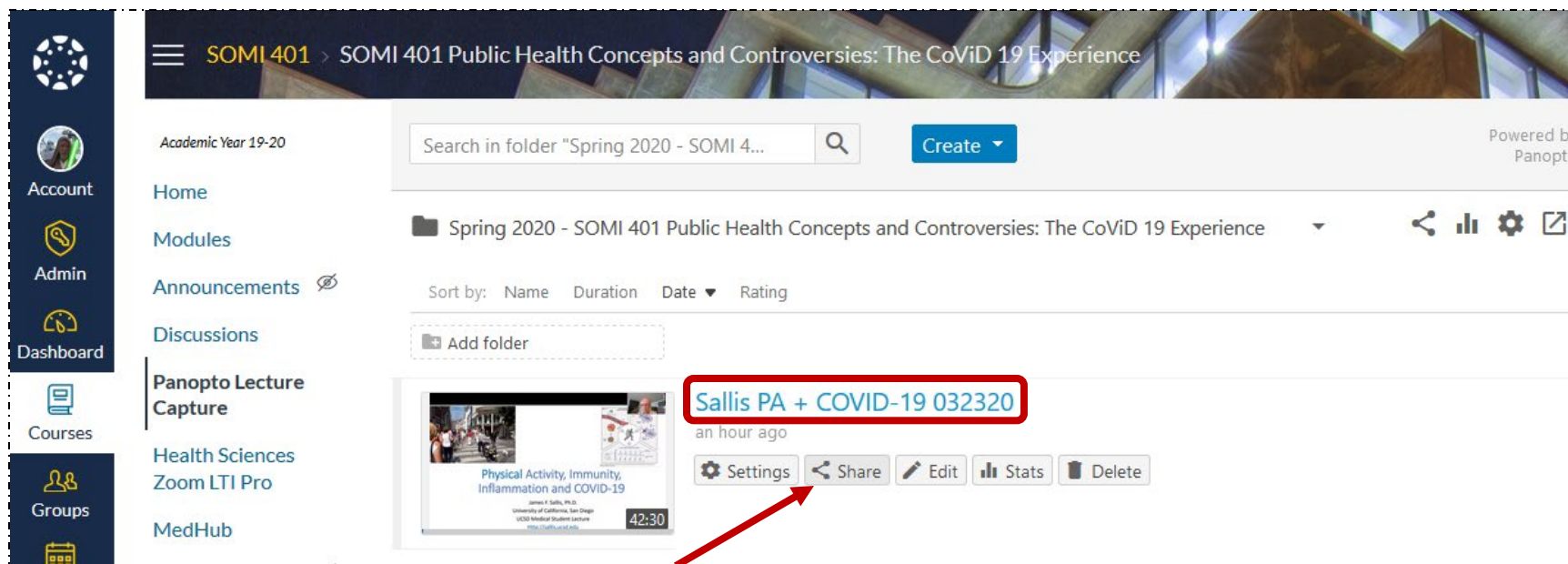
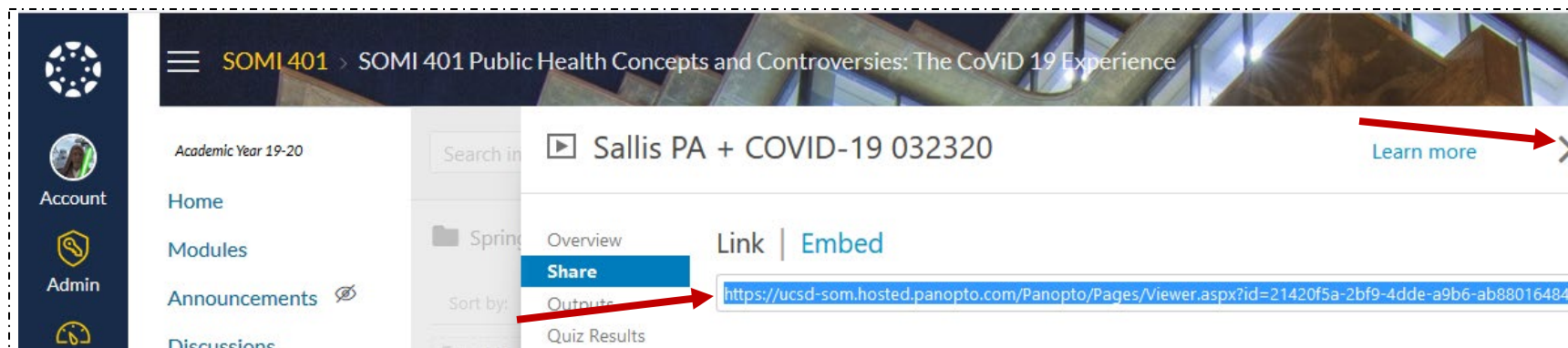


# Link Media onto Canvas Course Calendar

- After the media file has processed into the Canvas course, hover the mouse pointer over the video title to reveal some video file options and click the “Share” button.



- Next, click inside the Link field at the top of the window to select the URL for the video file and copy it to the computer’s clipboard: PC – press the “[Ctrl]+C” keys; Mac – press the “[Command]+C” keys.



- Close the Share window by clicking the “X” (upper right corner of the window).

# Link Media onto Canvas Course Calendar

- From the course Home page (or calendar), click the **course event** to add the video URL.

Academic Year 19-20

SOMI 401 > Syllabus

## SOMI 401 Public Health Concepts and Controversies: The CoViD 19 Experience

Jump to Today

Edit

Course Status: Unpublished  Publish

Add TAs

Import from Commons

eGrades Export

Choose Home Page

View Course Stream

Course Setup Checklist

New Announcement

Student View

March 2020

Date	Details	Time
Mon Mar 23, 2020	CoViD 19 for clinicians: what we know	12pm to 1pm
	Emergency preparedness: general principles and discussion of what went well and what didn't for coronavirus	1pm to 2pm
Tue Mar 24, 2020	Screening - general concepts and principles	12pm to 1pm
	Screening - CoViD 19	1pm to 2pm
Wed Mar 25, 2020	Basic epidemiology of infectious diseases and applicability to CoViD 19	12pm to 1pm
	Weather determinants of influenza: lessons for CoViD-19   Mortality attributable to air pollution in China	1pm to 2pm
Thu Mar 26, 2020	<b>Physical Activity and CoViD-19</b>	12pm to 1pm
	Coping: Mental health/stress and CoViD 19	1pm to 2pm

Course assignments are not weighted.

# Link Media onto Canvas Course Calendar

- The event details window is displayed. Click the “**Edit**” button to revise the event information.

The screenshot shows the Canvas Course Calendar interface. A calendar for March 2020 is visible, with a sidebar on the left containing navigation links like Account, Admin, Dashboard, Courses, and Groups. A modal window titled "Physical Activity and CoViD-19" is open, displaying event details: "Mar 26, 12pm - 1pm", "Calendar: SOMI 401 Public Health Concepts and Controversies: The CoViD 19 Experience", and "Location: Online - J. Sallis". A red arrow points to the "Edit" button in the bottom right corner of the modal. Below the calendar, several event cards are visible, including "12p CoViD 19 for clinicians: what we know", "12p Screening - general concepts and principles", "12p Basic epidemiology of infectious diseases and", "12p Physical Activity and CoViD-19", and "12p Telemedicine and Co".

- In the ‘Edit Event’ window, click the “**More Options**” button.

The screenshot shows the "Edit Event" window. It has a green header bar with the word "Event". The form contains the following fields: "Title" (Physical Activity and Co), "Date" (2020-03-26), "From" (12:00pm to 1:00pm), "Location" (Online - J. Sallis), and "Calendar" (SOMI 401 Public Health C). At the bottom, there are two buttons: "More Options" and "Submit". A red arrow points to the "More Options" button.

# Link Media onto Canvas Course Calendar

- Type the **desired text** for the active link in the editing window (recommended – **Presentation Title**).
- Next, click the “**Link to URL**” menu item in the edit tools bar.

The screenshot displays the Canvas LMS interface for editing a course calendar event. The page title is "SOMI 401 > Calendar Events". The event title is "Physical Activity and CoViD-19". The editing window shows a rich text editor with a toolbar containing various icons. The "Link to URL" icon is highlighted with a red box. The text "Physical Activity and CoViD-19" is selected in the editor. Below the editor, there are fields for the event date and time, and a location field. The date is set to "2020-03-26" (Thu Mar 26, 2020) and the time is "12:00pm - 1:00pm". The location is "Online - J. Sallis". The address field is empty. At the bottom of the editing window, there are buttons for "Delete", "Cancel", and "Update Event".

Academic Year 19-20

Physical Activity and CoViD-19

HTML Editor

Link to URL

Physical Activity and CoViD-19

p » a 5 words

Use a different date for each section

2020-03-26 12:00pm - 1:00pm

Thu Mar 26, 2020 12:00pm 1:00pm

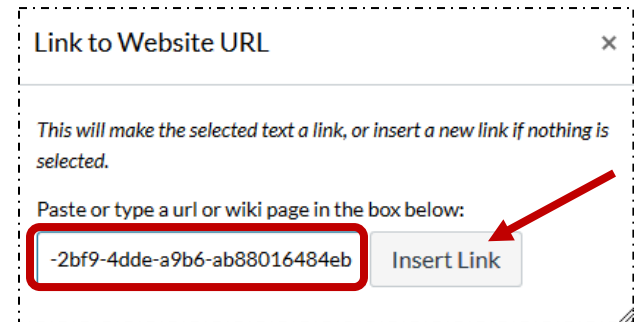
Location: Online - J. Sallis

Address:

Delete Cancel Update Event

# Link Media onto Canvas Course Calendar

- In the 'Link to Website URL' window, paste the video file URL:  
PC – use the “[Ctrl]+V” keys; Mac – use the “[Command]+V” keys.
- Click the “Insert Link” button.



- Click the “Update Event” button to save the modifications and close the edit window.

# Link Media onto Canvas Course Calendar

- The active link should appear in the 'Details' field in the Event Information window.
- The link can be clicked to test it – which will open into a new browser tab or window.



- Click the "X" in the upper right to close the window.